

Ultra-Fit

Sash Replacement Kit

...THE OTHER REPLACEMENT
SOLUTION



TrimLine
WINDOWS INCORPORATED


ENJOY THE NATURAL BEAUTY & WARMTH OF WOOD

Preserve Your Home's Beauty & Elegance

You know those old worn-out leaky windows with the sticky sashes need to be replaced, but you can't bear the thought of losing all that beautiful woodwork and molding. Sure, you've heard all about the benefits of today's energy efficient windows but preserving the character and beauty of your home is just as important to you... those old drafty windows have become such a defining feature of your home that installing a typical replacement window just isn't the answer.

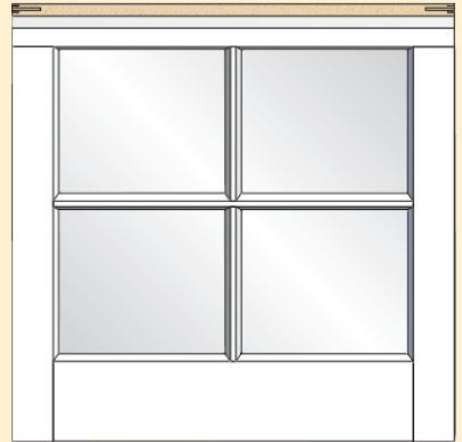
Or, maybe you just want a fresh new look without the expense of a major remodeling project. In either case, TrimLine's **Ultra-Fit** sash replacement kit provides the most natural, energy wise solution for maintaining the beauty and value of your home without the hassle and expense of tearing out the entire window frame.

The design and performance of TrimLine's **Ultra-Fit** sash replacement kit is built on nearly 50 years of experience in manufacturing replacement window products so you can be confident you're choosing a quality product.



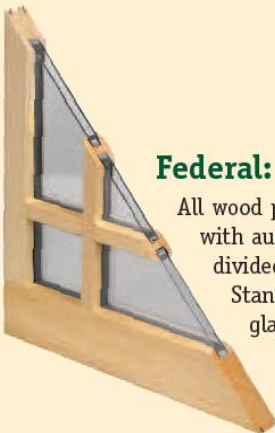
Classic Clad:

Available in standard pine, or optional hardwoods of oak, cherry, and mahogany. Exterior of sashes are covered in maintenance-free rolled formed aluminum in a choice of white, bronze, earthtone, beige, black or hunter green exterior finish. Custom colors are also available. Shown in Hunter Green with 7/8" SDL Prairie pattern.



Heritage:

All wood primed exterior. Sashes are offered standard in pine or optional mahogany. Exterior view shown with optional 4" bottom rail and 5/8" SDL option.



Federal:

All wood primed exterior. Sashes with authentic 1 1/8" true divided lite (TDL) muntins. Standard with insulating glass in pine only.



Presidential:

Segmented arched top sash available all wood primed exterior in pine (std) or mahogany. Shown with optional 5/8" wood removable muntin in pine.



Congressional:

All wood primed exterior. Half round radius top sash available in pine (std) or mahogany shown with optional simulated divided lite (SDL) munitins.


Interior of sash in all models are natural unfinished wood and can be painted or stained.

Exterior of Heritage, Federal, Presidential and Congressional sash also available natural, unprimed.

UNIQUELY ENGINEERED...

TrimLine's **Ultra-Fit** sash replacement kit is uniquely engineered... typical wood sash replacement systems rely on the integrity and squareness of the original sash opening to accept a pair of loose compression jambliners in the hope of providing a new energy tight installation.

The **Ultra-Fit** design is revolutionary... it creates a completely new factory controlled sash opening by unitizing its jambliner with a head and sill profile. This unique design achieves the natural undisturbed look of a conventional sash replacement, but with the energy tightness and ease of installation found in a typical replacement window.



Jambadjusters

Vinyl Sill Profile

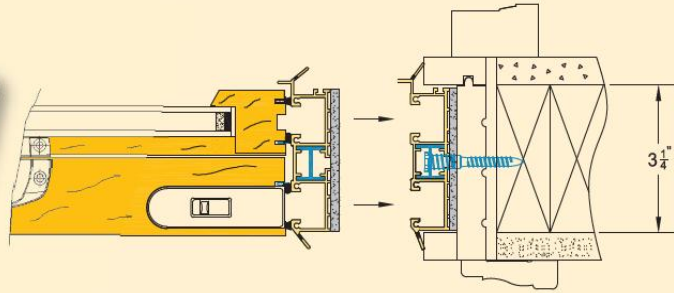


Vinyl Head Profile

Vinyl Jambliner

Unitized Frame System

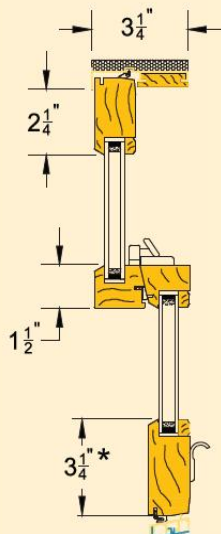
Vinyl Jambliners are pre-loaded with block & tackle balancers and cut to your precise sill angle. The **Ultra-Fit** jambliner features the Flexi-Flap design which creates a tight fitting weatherseal against the existing blind stop while providing a seamless transition from the old window frame. Reinforced with an extruded aluminum channel the jambliners are foam backed and pre-drilled for all installation screws and **Jambadjusters**. Snap-in caps are provided to cover all installation holes.



Vinyl Head Profile is foam backed and comes complete with compression weatherstripping and a wood head plate which provides a fresh new look to the inside of the exposed window frame.

Vinyl Sill Profile is reinforced with an aluminum extrusion insert allowing the **Ultra-Fit** unitized frame system to be securely fastened at the existing window sill. This design creates a solid new surface ensuring a tight weatherseal for the bottom sash.

Your choice... the **Ultra-Fit** frame system is packaged with the head, sill and jambliner components prefabricated ready for field assembly in a matter of minutes; or the frame system can also be ordered pre-assembled.



* OPTIONAL 4.0" RAIL AVAILABLE

SEGMENTED ARCH & HALF ROUND WOOD SASH



The **Ultra-Fit Presidential** features an all wood segmented arched top sash. The standard 2 1/4" reveal can be easily modified to your design pattern by simply providing the radius or specific reveal required (See How to Measure, page 11).

The **Ultra-Fit Congressional** also features an all wood top sash with a true half round radius.

Standard features consist of:

- Jambliner, Head & Sill Frame System
- 3/4" Double Strength insulated Glass with Warm Edge Super Spacer
- E-Z Tilt Sash Release Latches
- Block & Tackle Balances
- Non-Spread Pivot & Jamb Adjusters

All wood components are preservative treated and furnished primed exterior standard. Optional primed or prefinished interior or exterior also offered.

True Divided Lite: The historically accurate look of authentic true divided lite (TDL) is available with the Federal, Presidential, and Congressional models. The 1 1/8" TDL muntin has the look of true putty glazing.



CNC milling technology ensures the quality of intricate designs can be repeated accurately.



*Presidential shown with True Divided Lite option.
(2 1/4" Colonial trim provided by others)*

HARDWARE COLORS & FINISHES

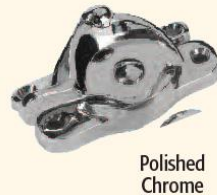
Traditional



Restoration



Vintage



GRILLE OPTIONS

Simulated Divided Lite (SDL)							
Clad SDL				Wood SDL			
5/8"		7/8"		5/8"		7/8"	
Without Internal Spacer Bar	With Internal Spacer Bar	Without Internal Spacer Bar	With Internal Spacer Bar	Without Internal Spacer Bar	With Internal Spacer Bar	Without Internal Spacer Bar	With Internal Spacer Bar
<p>Classic</p>							
<p>Heritage</p>							
<p>Presidential & Congressional</p>							
<p>Federal</p>							

Wood Removable: Wooden removable interior grille available in 5/8" or 7/8" width.

Combo Wood-Aluminum: Wooden interior grille available in removable or permanently applied 5/8" or 7/8" width which overlays a maintenance free in-glass aluminum muntin in matching exterior cladding color.

In-glass Aluminum: Maintenance-free 5/8" flat in-glass or 3/4" profile aluminum muntin in matching exterior cladding color. Also available in flat only, diamond lite patterns.

Simulated Divided Lite: An authentic "putty glaze" look is achieved with the simulated divided lite (SDL) grille package in either 5/8" or 7/8" widths. Classic Clad model includes permanently applied exterior aluminum

muntin with choice of removable or permanently applied wooden interior grille. SDL and Reverse Combo on Heritage, Presidential, and Congressional models same as Classic Clad except exterior muntins are of cellular PVC.

True Divided Lite: The historically accurate look of authentic true divided lite (TDL) is available in Pine only with the Federal, Presidential, and Congressional models.

The 1 1/8" TDL muntin has the look of true putty glazing. TDL not available with Classic Clad model.



All wood grille options are available in custom design divided lite patterns in matching pine, oak, cherry or mahogany and can be stained or painted to match window finish.

Wood Options



Oak **Pine** **Cherry** **Mahogany**
(Standard)

As with all TrimLine products Ultra-Fit sash are milled to precision and treated with a wood preservative. Available in solid fine grain western pine or optional hardwoods

Finishing Options

	Interior		Exterior		
	Pine & Mahogany	Oak & Cherry	Clad	Primed	Pre-finished
Classic	Primed or Pre-finished	Natural Unfinished Only	6 Standard Colors + Custom Colors		
Heritage Federal ⁽¹⁾ Presidential Congressional	Primed or Pre-finished			STD ⁽²⁾	OPTIONAL ⁽³⁾

⁽¹⁾ Pine Only

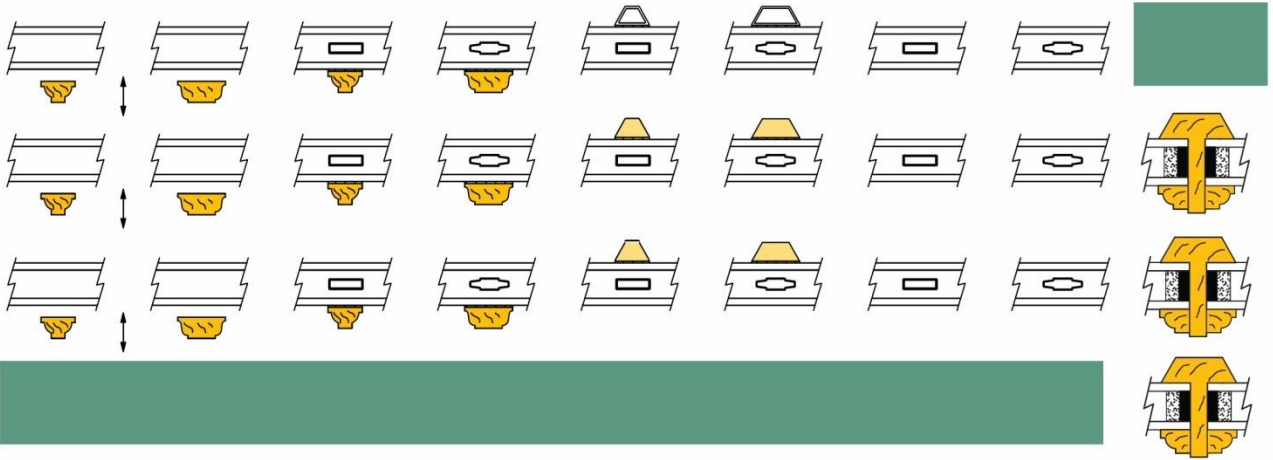
⁽²⁾ Also Available Natural Unfinished

⁽³⁾ White or Custom Color

of oak, cherry and mahogany, all interior wood parts are furnished unfinished and can be painted or stained to match your existing woodwork and room décor.

GRILLE OPTIONS

Wood Removable		Combo		Reverse Combo		Aluminum In-glass		TDL
5/8"	7/8"	5/8"	7/8"	5/8"	7/8"	Flat	Profile	1 1/8"



Classic Clad
(shown in white with Flat In-Glass Aluminum grille)



Classic Clad
(shown in white with SDL grille)



Heritage
(shown in pine with SDL grille)



Classic Clad
(shown in oak with Combo Wood Aluminum grille)



Federal
(shown in pine with TDL)

All models feature full 3 1/4" bottom rail, as shown above, or optional 4" Historic rail and are available with matching picture window sash.

Exterior Color Options



Maintenance-free exterior cladding finishes available in White, Bronze, Earthtone, Black, Beige and Hunter Green – custom colors also available.



White



Beige



Black



Earthtone



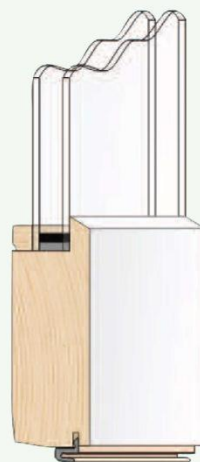
Bronze



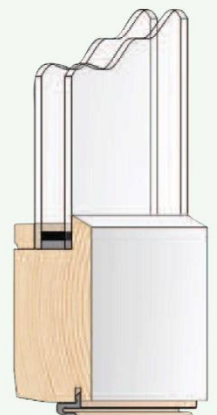
Hunter Green

Jambliner

Vinyl jambliners are provided in beige or white.

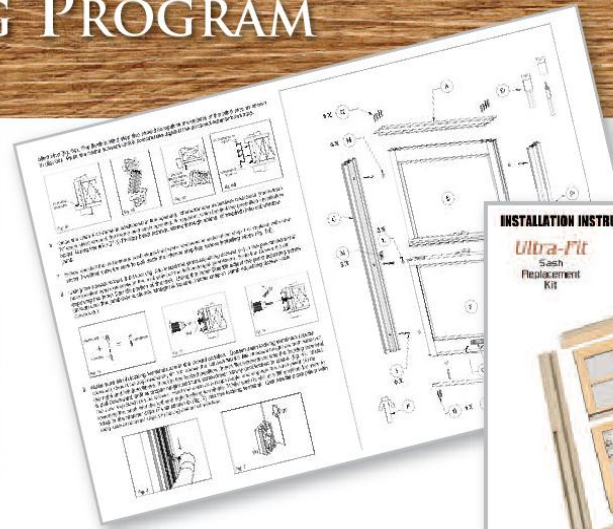


Optional 4" Bottom Rail



Standard 3 1/4" Bottom Rail

STANDARD SIZING PROGRAM



- Standard window sizes ready for shipping
- Numerous sizes from which to choose
- Quick turnaround for any custom size

STANDARD WINDOW SIZES

20	x	34	28	x	34	32	x	34	40	x	34
20	x	38	28	x	38	32	x	38	40	x	38
20	x	46	28	x	46	32	x	46	40	x	46
20	x	50	28	x	50	32	x	50	40	x	50
20	x	54	28	x	54	32	x	54	40	x	54
20	x	58	28	x	58	32	x	58	40	x	58
20	x	62	28	x	62	32	x	62	40	x	62
20	x	66	28	x	66	32	x	66	40	x	66
20	x	70	28	x	70	32	x	70	40	x	70
20	x	74	28	x	74	32	x	74	40	x	74
24	x	34	30	x	34	36	x	34	44	x	34
24	x	38	30	x	38	36	x	38	44	x	38
24	x	46	30	x	46	36	x	46	44	x	46
24	x	50	30	x	50	36	x	50	44	x	50
24	x	54	30	x	54	36	x	54	44	x	54
24	x	58	30	x	58	36	x	58	44	x	58
24	x	62	30	x	62	36	x	62	44	x	62
24	x	66	30	x	66	36	x	66	44	x	66
24	x	70	30	x	70	36	x	70	44	x	70
24	x	74	30	x	74	36	x	74	44	x	74



Trimline stocks the above standard size Classic and Heritage sash kits with standard options for fast delivery*.

Custom sizes and/or added options are available with a quick turnaround time.

Units will be delivered either via Trimline truck or palletized for shipment by common carrier.

***Standard window sizes include: Standard color, Low E Argon glass, no grilles (assembled frame not available)**

ENERGY PERFORMANCE RATINGS

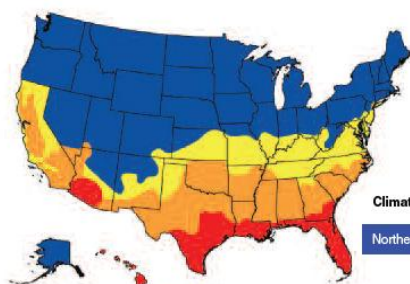
Trimline Windows provides both quality and value with its **Ultra-Fit Sash Replacement Kit**. We are virtually one of the only manufacturers that can satisfy NFRC Thermal Testing requirements due to our complete frame system which includes a vinyl head and sill for easy installation.

	Low E Argon Gas Thermal Performance					CRF
	No Grids		Grids 1"			
U-Factor	SHGC	V.T.	SHGC	V.T.		
Ultra-Fit Classic	0.30	0.28	0.51	0.25	0.45	57
Ultra-Fit Heritage	0.30	0.27	0.48	0.24	0.43	56
Ultra-Fit Federal	0.30	0.27	0.48	0.24	0.43	56
Ultra-Fit Presidential & Congressional	0.30	0.27	0.48	0.24	0.43	56

All tests were performed by an independent testing lab as per NFRC 100, 200 and 500 requirements.

Knowing the Facts About Energy Star – U-Factor (U-Value)

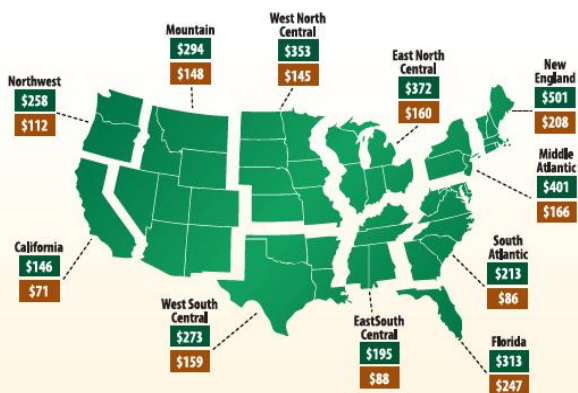
Energy Star windows reduce household energy bills by 7-15 percent. The rate of heat loss through a window is determined by the U-Factor (U-Value). The lower the U-Value number, the better the insulating properties. In the same spectrum, the better the insulating properties, the more money will be saved on heating and cooling costs. When windows account for almost one-quarter of household energy, investing in Trimline's Ultra-Fit product line is a perfect solution.



- Northern
- North-Central
- South-Central
- Southern

Climate Zone	Windows		
	U-Factor ¹	SHGC ²	
Northern	≤ 0.30	Any	Prescriptive
	≥ 0.31	≥ 0.35	Equivalent Energy Performance
	≥ 0.32	≥ 0.40	
North-Central	≤ 0.32	≤ 0.40	
South-Central	≤ 0.35	≤ 0.30	
Southern	≤ 0.60	≤ 0.27	

¹ Btu/h.ft².°F
² Fraction of incident solar radiation

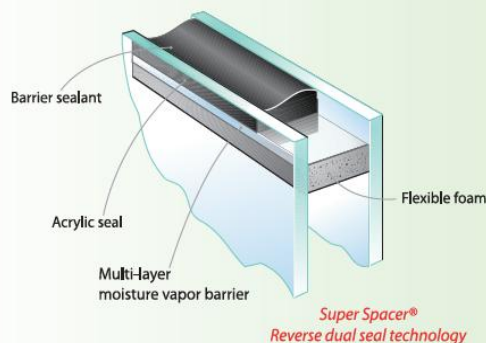


Average Savings Per Household Per Year

when switching from single pane & double pane windows with clear glass to Trimline's Ultra-Fit Sash Kit with Low E Argon Gas.

- Single Pane Window: \$302
- Double Pane Window with Clear Glass: \$145

Comfort Plus™
The Balanced Year-Round Performer
Clima Guard



Warm-Edge Super Spacer not only boosts perimeter performance, it can also help enhance overall U-values by as much as 30%.

Glazing Options

- Standard clear insulating glass
- Comfort Plus Low E insulating glass with Argon Gas

All insulating units 3/4" thick with 1/8" double strength glass and warm edge Super Spacer. Tempered, tinted and obscure glass available with all glazing options.

Twenty Year Non-Prorated Glass Warranty

HOW TO MEASURE



Existing Window Opening

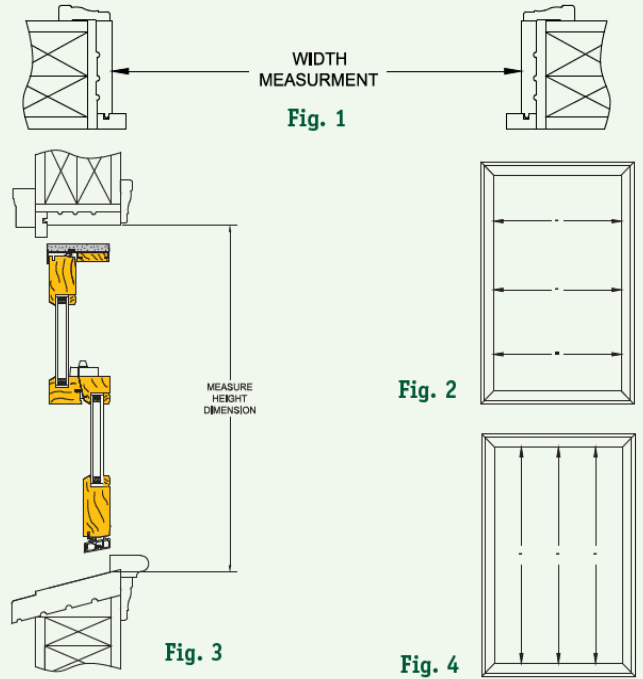
The *Ultra-Fit* kit is ordered by your existing tight sash opening - TrimLine will make the necessary deductions for proper clearance.

Measure the Width

Remove existing sash and jamb liners. Measure from the **inside face of jamb to jamb** (Fig 1). Measure a minimum of three different locations: top, middle and bottom (Fig 2). Record the smallest size rounding down to the nearest 1/16". This size is your tight sash opening size.

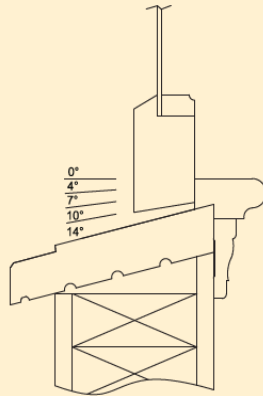
Measure the Height

Measure from the **inside of the window header** (point where top sash touches the under side of the window frame) **to the highest point on the sill** where the bottom sash touches (see Fig 3). Measure a minimum of three different locations: left, middle and right (Fig 4) and record the smallest size rounded down to the nearest 1/16". This size is your tight sash opening size.



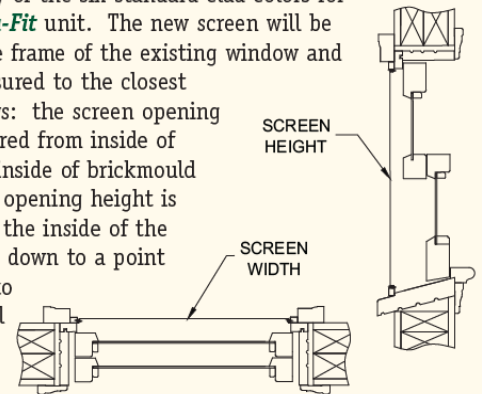
Existing Sill Angle:

The *Ultra-Fit* jamb liners may be cut on the precise angle you specify (generally between 6° to 14°) so there are no gaps where they rest on the existing window sill. To determine this angle an inside miter gauge or angle finder can be used. Unless this angle is specified when ordered, jamb liners will be cut at a standard sill angle of 14°.



Screen Opening:

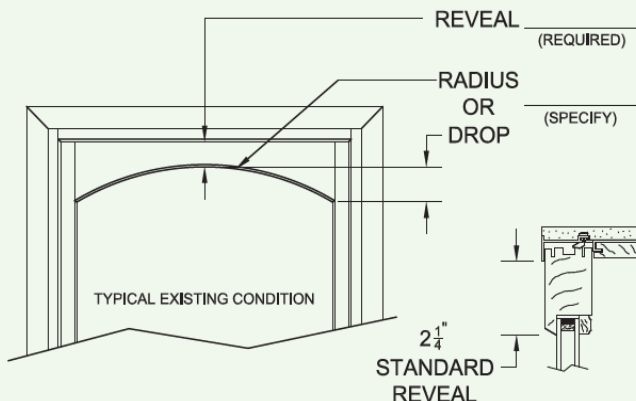
An optional charcoal fiberglass full screen can be provided in any of the six standard clad colors for your new *Ultra-Fit* unit. The new screen will be attached to the frame of the existing window and should be measured to the closest 1/16" as follows: the screen opening width is measured from inside of brickmould to inside of brickmould and the screen opening height is measured from the inside of the top brickmould down to a point perpendicular to the existing sill as shown.



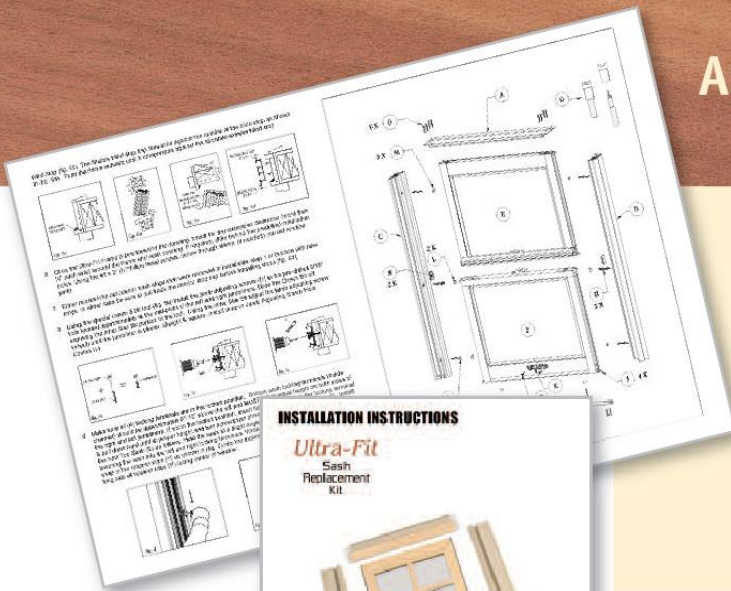
Measuring the Drop & Reveal:

To measure the Drop of your Presidential sash kit, measure the highest point of the arch to the lowest point of the arch. This difference is your drop.

To measure the Reveal, have windows in the locked position and measure the highest point of the arch to where the frame and sash meet. This measurement is your reveal.



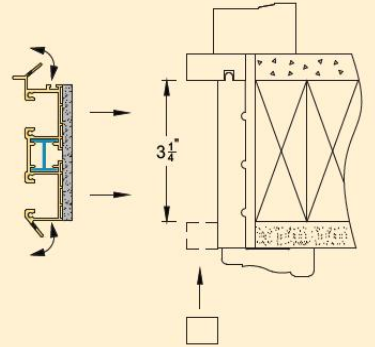
An *Ultra-Fit* Installation – Quick, Easy, Exact



Comes complete with detailed instructions and all hardware for a quick, easy and exact installation.



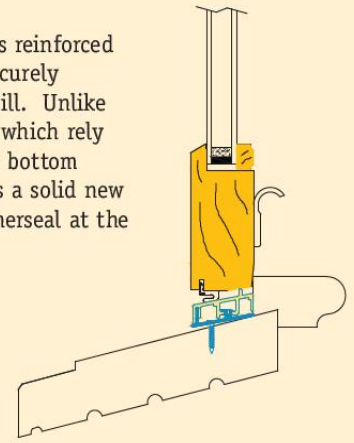
The Flexi-Flap design creates a tight fitting weatherseal while providing a seamless transition from the old window frame.



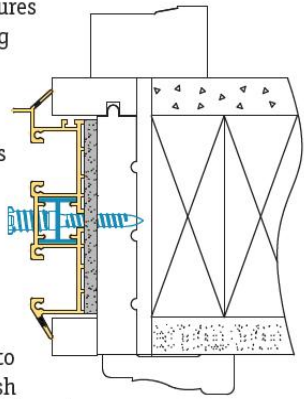
- Installs quickly from inside
- Surrounding wallpaper and paint are not disturbed
- Framework, plaster and wood moldings remain intact
- Competitively priced – avoid the expense of a full window removal



The **Ultra-Fit** sill system, which is reinforced with an aluminum extrusion is securely fastened to the existing window sill. Unlike typical sash replacement systems which rely on the old window sill to seal the bottom sash, the **Ultra-Fit** system creates a solid new sill surface ensuring a tight weatherseal at the bottom sash.




The Ultra-Fit system features specialized jamb adjusting screws (jambadjusters) which are anchored in an extruded aluminum channel which also serves to reinforce the vinyl jambliners. Once the unit is secured in the opening the jambliners are easily adjusted to remove any hour-glassing or bowing to ensure a weathertight sash fit. A special crown and bit tool is provided for this purpose.



KEEPING UP WITH TECHNOLOGY



At the heart of Trimline's prefinishing process is the HalCon curing tunnel which uses halogen short wave heating elements to convert electrical energy into infrared, which penetrates deeper and faster into the finish coating thereby promoting a more durable and consistently smoother finish by curing from the inside out.




The Enduron sealing system was specifically developed for robotic edge sealing of insulating glass units, shown above applying hot butyl over superspacer creating a double sealed system.

CONTACT US



Located in suburban Philadelphia, Trimline Windows has been manufacturing quality custom clad wood and all wood windows for use in replacement, remodeling and historically certified rehabilitation projects for nearly 50 years. Trimline offers one of the broadest product lines in the replacement window and remodeling industry.

Our dedicated, experienced team is working to deliver products you need.



Have a question?
We're here to help you!

800.213.6100 • trimlinewindows.com

TRIMLINE WINDOWS, INC.

NONPRORATED, LIMITED 10/20 YEAR WOOD WINDOW WARRANTY

Trimline Windows, Inc. warrants its Legends Clad Wood, and Liberty All Wood/cPVC windows and Ultra-Fit Sash Replacement kits to be free from material defects for the period(s) as set forth below:

WHO IS COVERED

This limited warranty extends to the original purchaser of the window for the period(s) as described below from the purchase date of the window.

WHAT IS COVERED

The vinyl and aluminum extrusions and wood components used in the window are warranted to be free from defects under normal use and service and are warranted not to pit, rot, rust, flake, corrode, peel or blister for ten (10) years from date of purchase.

The insulating glass is warranted against defects resulting in material obstruction of vision from film formation, dust collection or moisture collection within the sealed glass for twenty (20) years from date of purchase, non square and decorative/leaded insulated glass is warranted for five years.

The hardware and other components or accessories are warranted against defects under normal use, care and cleaning for ten (10) years from date of purchase.

Repairs of any defects that arise or become manifest after the expiration of the warranty period are not the responsibility of Trimline Windows, Inc.

WARRANTY CLAIM PROCEDURE

Any claims of defects under this warranty are to be made in writing to Trimline Windows, Inc., Ginkgo Industrial Park, 50 Louise Drive, Ivyland, PA 18974, Attn: Warranty Claim Dept. Claims should be made within ten days of the discovery of the suspected defect. Included with the claim must be a copy of this warranty showing installing contractor's name and date of installation and proof of original purchase date.

If the windows are found to be in nonconformance with the terms of this warranty, Trimline Windows, Inc. agrees, at its option, to repair or replace the defective part(s). Field service costs to repair or replace defective part(s) will not be charged by Trimline Windows, Inc. for a period of one year following the date of original purchase. After the first year Trimline Windows, Inc. will not be responsible for any field service labor or transportation costs incurred in the repair, removal, replacement, installation of the window or any window component. Service calls will be charged at the then prevailing rate for labor and mileage.

REPLACEMENT PARTS

Trimline Windows, Inc. reserves the right to discontinue or change any of its products or the parts utilized in any of its products at its sole discretion. If any window product or component originally installed in the building is not available at the time of any claim by you under this warranty, Trimline Windows, Inc. reserves the right to substitute any other model or component as a replacement.

EXCLUSIONS

Trimline Windows, Inc. does not warrant installation or claims caused by installation. This warranty covers manufacturing defects only and does not include damage or defects due to normal weathering, fading, accidents or intentional damage, hail, lightning, flood, fire, acts of God, building settlement or structural failure, chemical pollutants, mildew, improper maintenance, vandalism or any other cause beyond the control of Trimline Windows, Inc. This warranty does not cover windows where the cladding has been painted, varnished or coated with any substance by the consumer.

Broken glass and screens are not covered.

This warranty covers glass imperfections as described in Federal Government Glass Specifications DD-04516.

Condensation of moisture on the exterior surfaces of the sealed glass in the window may occur as a natural result of excessive humidity within the building area. Changes in interior and exterior temperatures may also cause condensation. It does not indicate a window defect and is not covered by this warranty.

THE MANUFACTURER WILL HAVE NO LIABILITY BEYOND REPAIR OR REPLACEMENT AND EXPRESSLY WILL HAVE NO LIABILITY FOR ANY LOSS OF TIME, INCONVENIENCE, LOSS OF USE, PERSONAL INJURY, PROPERTY DAMAGE, OR ANY OTHER INCIDENTAL OR CONSEQUENTIAL DAMAGE. THIS WARRANTY IS THE ONLY ONE WHICH THE MANUFACTURER MAKES AND IS EXPRESSLY IN LIEU OF ANY OTHER EXPRESS OR IMPLIED WARRANTY INCLUDING THOSE OF MERCHANTABILITY OR FITNESS FOR A PARTICULAR PURPOSE AND THE PROVISIONS OF THIS WARRANTY ARE THE EXCLUSIVE REMEDY OF THE PURCHASER. EXCEPT THROUGH WRITTEN AGREEMENT FROM THE MANUFACTURER, NO REPRESENTATIVE HAS ANY POWER OR AUTHORITY TO MAKE ANY ALTERATIONS TO THIS WARRANTY OR ANY PROMISE OR REPRESENTATIONS OTHER THAN THOSE CONTAINED IN THIS WARRANTY. THIS WARRANTY CONTAINS THE ENTIRE AGREEMENT BETWEEN THE PARTIES.

Some states do not allow limitation on how long a warranty lasts or the exclusion of incidental or consequential damage, so the above limitation or exclusions may not apply to you. This warranty gives you specific legal rights and you may have other rights which vary from state to state. This warranty shall be governed by the laws of the Commonwealth of Pennsylvania.

Dealer _____ Purchaser _____

Date of Installation _____ Registration # _____

Address of Installation _____



TrimLine[®]

WINDOWS INCORPORATED

trimlinewindows.com

Distributed Locally By:



Trimline Windows, Inc. reserves the right to make changes in construction or design without notifying holders of detail catalogs.